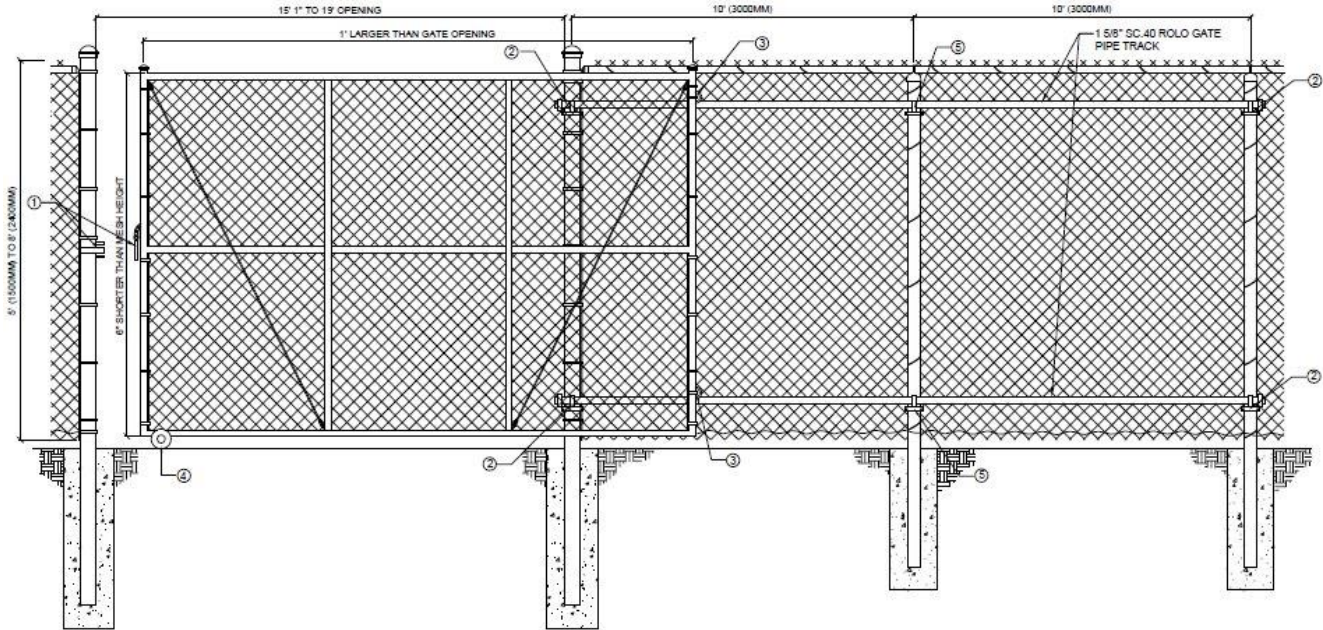


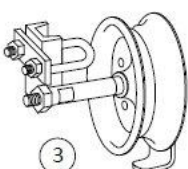
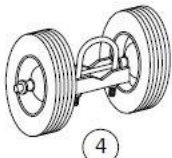
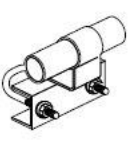




## COMMERCIAL ROLO SLIDING



 <p>① DROP PIN LATCH</p>	 <p>② END TRACK BRACKET</p>	 <p>③ REAR WHEEL (PRESSED STEEL OR MALLEABLE)</p>	 <p>④ DOUBLE WHEEL 4 OPTIONS: - 8" SOLID WHEEL - 10" SOLID WHEEL - 16" SOLID WHEEL - 10" PNEUMATIC</p>	 <p>⑤ LINE TRACK BRACKET</p>
---	--	--	--	---