

TransPort

CANTILEVER GATES



THE PREFERRED ENTRY GATE SOLUTION

TransPort Cantilever Gate systems are available for ornamental picket, ornamental pale, chain link, and security mesh applications. TransPort is an all weather cantilever gate utilizing an aluminum track extrusion with internal roller assemblies.

STRENGTH

The gate and track system operate as a single sliding unit. TransPort Cantilever Gates offer superior strength as the track is 60% heavier (by weight) than competitor's extrusions.

VERSATILE

TransPort is a revolutionary cantilever gate system made up of a three components; frame, façade, & hardware. Because of its unique design the TransPort can be easily installed without the use of equipment or excess labor.

MODULAR

Unlike other enclosed-track cantilever gates, TransPort's standard component design made up of top and bottom track, rigid diagonal braces, and uprights make this gate system rigid and well balanced for simplistic functionality.



We take great pride in manufacturing "Made in the USA" products. Ameristar is

located in Tulsa, Oklahoma and is American owned and operated.

Applications:

- Water Treatment & Storage
- Municipal Facilities
- Government Facilities
- Airports
- Manufacturing Plants
- Petroleum & Chemical Facilities
- Power Plants & Substations
- Schools & Universities
- Stadiums & Event Centers

Covered by or for use with one or more of the following U.S. patents: 5.136.813, D609551



TRANSPORT

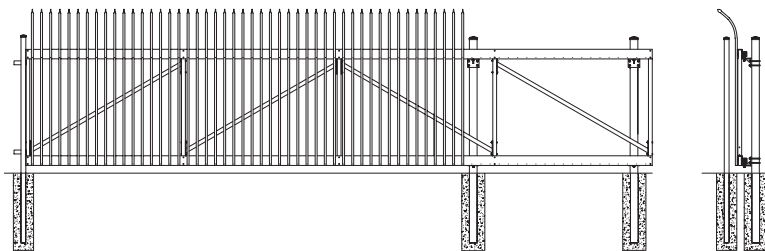
CANTILEVER GATES

TYPES

TransPort II - 1" Ornamental Picket Design

Matches Montage II, Echelon II, & Aegis II systems

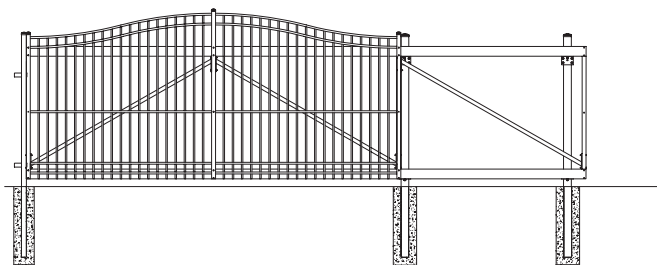
Styles: Classic, Majestic, Genesis, Invincible (shown)



TransPort Estate - 3/4" Ornamental Picket Arched Design

Matches Estate Gates

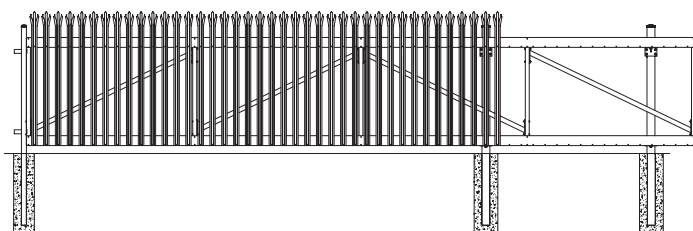
Styles: Classic, Genesis, Majestic (shown)



TransPort IS - 2-3/4" Ornamental Pale Design

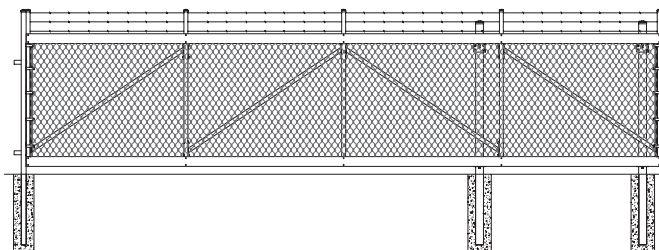
Matches Impasse

Styles: Gauntlet, Stronghold, Trident (shown)



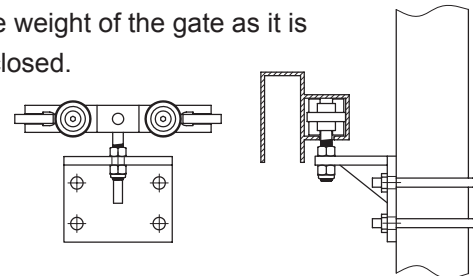
TransPort Link - Chain Link Design

Matches Chain link Fence Construction



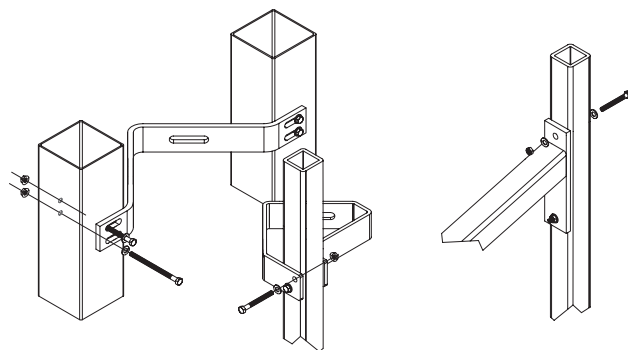
HARDWARE

Unlike other engineered cantilever gates, Transport gates come equipped with 4 internal trollies that distribute the weight of the gate as it is opened or closed.



DESIGN

The component design of Ameristar's TransPort Cantilever gate decreases the risk of damage during transit. The new TransPort design does not require a team of installers or machinery to install the gate frame, the cantilever gate can easily be installed with a standard three man crew in about two hours.




Design Components

Track: 5" x 2" Fast-Trak (top & bottom)

Uprights & Diagonal Bracing : 2" x 1/4" wall

Material: Aluminum (6063 - T6)

Minimum 4" x 11ga. gate posts



Effective: 08/2010