




PANEL BRACKET OPTIONS		POST TO POST
	BX104 LINE BRACKET	*96 ³ / ₄ " ± 1/2"
	BX105 FLAT MOUNT BRACKET	*96 ³ / ₄ " ± 1/2"
	BX106 SWIVEL BRACKET**	*96 ³ / ₄ " ± 1/2"

**NOTE: When using swivel brackets on either or both ends of a panel installation, care must be taken to ensure the spacing between post and adjoining pickets meets applicable codes. This may require trimming one or both ends of the panel as needed.

POST NOTE: In locations subject to freezing, where posts are grouted into core-drilled holes, a 1/4" diameter hole should be drilled in the post approximately 1/2" above elevation to allow for drainage of built-up ground water. The drilled hole must be wiped clean and dry and sprayed with AMERISTAR™ zinc rich primer and AMERISTAR™ color match finish.

FROST LINE: Footer depth shown is minimum recommendation. In some cases local restrictions or freezing weather conditions may require a greater depth.

*PANEL RACKING: Drawing shows fence panel at level ground elevation; for installations that must be racked to follow sloping grades, the post spacing dimension shown must be measured along the grade.

- ① 2" ∅ x 16ga. POST
- ② RIBBED CHANNEL RAIL
1 5/16" x 1 1/4" x 14ga.
- ③ 5/8" ∅ x 18ga PICKET
- ④ BX102 END BRACKET

Title:
MONTAGE PANEL GENESIS RESIDENTIAL 3R EXT 4"GAP 6'H 8'W

Drawing Number: 10-100-0093		Old Part Number: RGX370	
DR: DJH	SH . 1 of 1	SCALE: Do Not Scale	
CK: RTM	Date 02/16/07	REV: a	



AMERISTAR®

1555 N. Mingo
Tulsa, OK 74116
1-888-333-3422